

Here I Am | 9: Take Your Son

breathe out on pitchless vowels
(match singer when possible)
straight into microphone - start when strings do
don't try to synchronize entrances/exits with singer

A 10 secs

5 secs 7 secs

Clarinet in Bb

Glockenspiel

Electric Guitar

Move finger up and down G string without stopping / playing a note. (squeaky noise!)
go up and down continuously and rapidly keep going til m.12

When unmetred, make each phrase last as long as your breath can hold it unless otherwise indicated.

sing in quiet straight tone
(sing only on the vowel of the word)

(t)A(ke) (y)OU(r) (s)O(n)

p

Catch a bunch of high G major pitches in sostenuto pedal and use fingers to gliss up and down erratically inside the piano

Keep glissing

Keyboard

Violin

Gliss through harmonics on E string - continuously and rapidly (flautando) etc... ...keep glissing...

(or maybe just air noise on E string)
pp

Violoncello

Gliss through harmonics on G string - continuously and rapidly (flautando) etc... ...keep glissing...

pp (or maybe just air noise on G string)

Here I Am | 9: Take Your Son

7 10 secs 8 secs 10 secs

Cl.

Glock.

E. Gtr.

Voice

(y)OU(r) o(n) - (l)y (s)O(n) I - (s)AA(c) (wh)O(m) (y)OU (l)O(ve)

Kbd.

Vln.

Vc.

do some quiet finger taps on high G major pitches

stop squeaking

sparingly sprinkle in sustained harmonics - all G major notes etc...

19 **B** 10 secs 10 secs

Cl.

Glock.

E. Gtr. ...keep sprinkling...

Voice Same instruction as before, but in lower-high register (t)A(ke) (y)OU(r) (s)O(n) (y)OU(r)

Kbd.

Vln. ...keep glissing...

Vc. ...keep glissing...

25 12ish secs fade out a second after singer hits high D

Cl.

Glock.

E. Gtr. ...keep sprinkling... cut out when singer hits high D

Voice hold this phrase until your breath shakes o(n) - (l)y (s)O(n) I - - (s)AA(c)_____ Same as before, but in middle register


Kbd.


Vln. cut out when singer hits high D

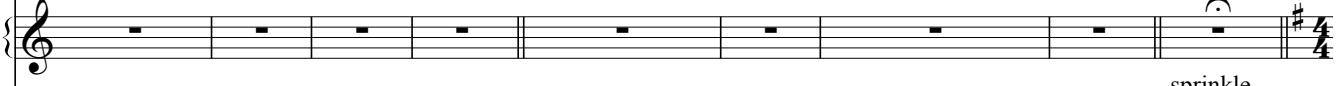
Vc. cut out when singer hits high D


Here I Am | 9: Take Your Son

32 10 secs 10 secs cut out on sop's second "whom you love" C sop reads


Cl. 

Dr. 

Glock. 


E. Gtr. back to sprinkling (e minor scale) (*p*) etc...  sprinkle throughout the reading

Voice When ready, cue violin and tell the Akedah Story
 (wh)O(m) (y)OU (l)O(ve) (wh)O(m) (y)OU (l)O(ve)

Kbd. 

Vln. back to gliss through harmonics on E string - continuously and rapidly begin when cued by singer - intense end with singer

Vc. whispery (♩ = 120) *p* sop reads



41 **D** ♩ = 60 with singer

Cl. *p*
quiet as possible cymbal roll (soft mallets)
come in with singer
etc...

Dr.

Glock. bowed (l.r.) bowed (l.r.) bowed (l.r.)
f *f*

E. Gtr. when not playing what's written, improv e minor harmonic sprinkles
clean and sweet - cover ensemble!
l.r.

Voice *mp* *fff*
Take_ your son_ , your on - ly son_ ,
sung (in boychoir angel voice)
mp Take_ your son_ your on - ly son_

Vln. You start the section serene

Vc. *mp*

Here I Am | 9: Take Your Son

50

Cl. *mf* *mf* Grand Pause $\text{♩} = 88$ barely tongued

Dr. end roll on this measure (fade out) sim. (come in with singer)

Glock. regular *f*

E. Gtr. *f* l.r. *f* l.r.

Voice I - - saac , Take your son , your
I saac Take your son , your

Vln.

Vc.

Detailed description of the musical score: The score is for a piece titled 'Here I Am | 9: Take Your Son'. It begins at measure 50. The key signature has one sharp (F#) and the time signature is 5/8. The tempo is marked as quarter note = 88. The instruments and their parts are: Clarinet (Cl.) with dynamics *mf* and *mf*; Drums (Dr.) with instructions 'end roll on this measure (fade out)' and 'sim. (come in with singer)'; Glockenspiel (Glock.) with 'regular' and *f*; Electric Guitar (E. Gtr.) with *f* and 'l.r.' (left-right) patterns; Voice with lyrics 'I - - saac , Take your son , your' and a second line 'I saac Take your son , your'; Violin (Vln.); and Violoncello (Vc.). The score includes various musical notations such as slurs, accents, and dynamic markings.

58

Cl. *f*

Dr. end roll on this measure (fade out)

Glock. bowed (l.r.) bowed (l.r.) *p*

E. Gtr. with keyboard - cover ensemble! *fff*


Voice
on - ly son I - - saac ,
on - ly son I - - saac ,

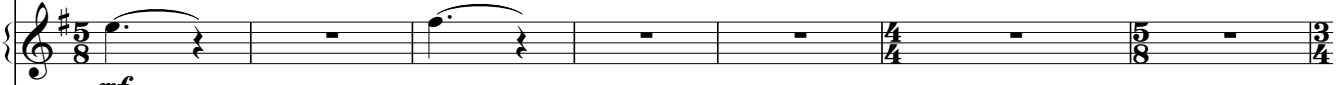
Kbd. with guitar *mp*

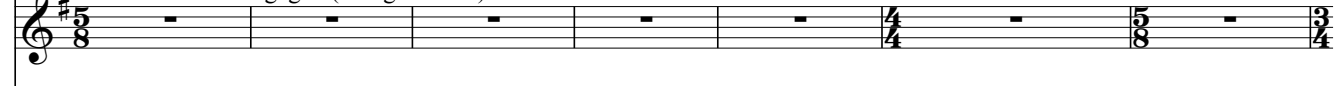
Vln.


Vc.


66 **E** ♩ = 108

Cl. 

Glock.  *mf*

E. Gtr. 


Voice  *f*
whom — you love


Vc.  *mf* spic.


I'm going to stop erasing rests, but sprinkle harmonics whenever you're not otherwise engaged (though m.120)!





73 **F**

Cl. 

Glock.  *mf*
with violin pizz with soprano's "your"

Voice  Take — your son — , your on - ly

Vln.  pizz. *p* *mf*
with soprano's "your"

Vc.  *mf* spic.

G

80

Cl. *with soprano's "son"*

Glock. *with keyboard - cover the shit out of everybody!* *mf*

E. Gtr. *f*

Voice son I saac whom

Kbd. *with guitar* *mp* *Red.* *

Vln. *with soprano's "son"* *still pizz* *sweetly sprinkled* *mf*

Vc. *ff*

87

Cl. *with glock*

Glock. *with clarinet* *p*

Voice you love *keep going till breath runs out completely*

Vln.

Vc. *f*

H

94

Cl. *mf*

Glock. *f* *f* *mf*

Voice *f*
Take your son your on -
arco

Vln. *mf*
get everything ringing as much as possible!

Vc. *ff*

I

101

Cl. *f*

Glock. clean (roll very slowly!) *f*

E. Gtr. *fff*

Voice *f*
-ly son Take your son

Kbd. *mf*
Ped.

Vln. * painfully sweet *f*

Vc.

109

Cl. *lyrical*

Glock. *with guitar*

E. Gtr. *clean (roll very slowly!)*
mf *f*

Voice
your on - ly son

Vln.

Vc.

116

Cl. *painfully sweet*

Glock. *with guitar*

E. Gtr. *mf*

Voice *lyrical*
Take your son your on - ly son

Kbd. *f*

Vln. *heartbreaking* *Red.*

Vc.

122

Cl. *quiet as possible*

Dr. *cymbal roll (soft mallets)*

Glock.

E. Gtr. *l.r.*

Voice

I - - - saac

Vln. *mf* *p* *(sounding pitch)*

Vc. *mf* *pp*

J

130

Glock. *increasingly dense sprinkles of quiet harmonics*
G major notes only
through to m. 143

E. Gtr.

Voice

I - - - saac , I -

Kbd.

Vln. *p*

K

138

Cl.

Glock.

E. Gtr.

Voice

Voice

Kbd.

Vln.

mf

mf *p* *mf* *p* *f*

mp *ff*

ff

8va

make them gasp! - start with glottal

make them gasp! - start with glottal

Catch this chord silently in sostenuto

strum the strings over this chord - let ring as long as it can go

ff

Same gestures as beginning - long breaths - breathe out on pitchless vowels
 (match singer when possible)
 straight into microphone - start with "whom..."
 don't try to synchronize entrances/exits with singer

♩ = 88

145

Cl. *mp*

Glock. *p* Bowed till end (dynamics as possible) with singer's "love" *p*

E. Gtr. sparser sprinkles of quiet harmonics G major notes only through to end

Voice *mp* saac _____ , whom_ you _____ love _____ , whom *p*

Voice *mp* saac _____ ,

Kbd. Catch a bunch of mid register G major pitches in sostenuto pedal and use fingers to gliis up and down erratically inside the piano continue...

Vln.

Detailed description of the musical score: The score is for a piece titled 'Here I Am | 9: Take Your Son'. It begins at measure 145. The key signature has one sharp (F#) and the time signature is 5/4. The score includes parts for Clarinet (Cl.), Glockenspiel (Glock.), Electric Guitar (E. Gtr.), Voice, Keyboard (Kbd.), and Violin (Vln.). The Clarinet part starts with a mezzo-piano (*mp*) dynamic and features a long, breathy line with notes in G major. The Glockenspiel part is marked piano (*p*) and includes a section 'Bowed till end (dynamics as possible) with singer's "love"'. The Electric Guitar part provides 'sparser sprinkles of quiet harmonics G major notes only through to end'. The Voice part has two staves; the upper staff shows the vocal line with lyrics 'saac _____ , whom_ you _____ love _____ , whom' and dynamics *mp* and *p*. The lower staff of the voice part shows a piano accompaniment for the word 'saac' with a mezzo-piano (*mp*) dynamic. The Keyboard part is instructed to 'Catch a bunch of mid register G major pitches in sostenuto pedal and use fingers to gliis up and down erratically inside the piano continue...'. The Violin part is mostly silent with some long notes. The tempo is indicated as ♩ = 88. A large letter 'L' is placed above the Clarinet staff at measure 145.

153

Cl.

Glock. with singers "you" pickup to singer's "whom" with singers "you"

E. Gtr.

Voice

you love _____ whom you

P

after 2nd "whom you love" from singer,
start slowly moving up in register
with same technique - end very high
(till end)

Kbd.

Vln.

Detailed description: This is a page of a musical score for the hymn 'Here I Am | 9: Take Your Son'. The page number is 153. The score is written for six instruments: Clarinet (Cl.), Glockenspiel (Glock.), Electric Guitar (E. Gtr.), Voice, Keyboard (Kbd.), and Violin (Vln.). The music is in the key of D major (one sharp) and 4/4 time. The score is divided into four measures. The first measure is in 4/4 time, the second and third are in 5/8 time, and the fourth is in 4/4 time. The Voice part has lyrics: 'you love _____ whom you'. The word 'love' is followed by a long horizontal line indicating a sustained note. The word 'whom' is marked with a piano (*P*) dynamic. The Glockenspiel part has notes corresponding to the lyrics: 'you' (quarter note), 'love' (quarter note), 'whom' (quarter note), and 'you' (quarter note). The Violin part has a performance instruction: 'after 2nd "whom you love" from singer, start slowly moving up in register with same technique - end very high (till end)'. The other instruments (Cl., E. Gtr., Kbd.) have rests in all measures.

158

Take two more full breaths
after singer finishes final "love"

Cl.

Dr.

bow cymbal
(unless we decide this is too cheesy)

Glock.

p
pp

E. Gtr.

Voice

love_____ whom_____ you love

Kbd.

Vln.

End with fadeout
when clarinet ends breathing